

OPTICAL DEVICES

Optical Devices

Mitsubishi Electric Optical Devices: The Key to Connecting Information Networks in the Future.

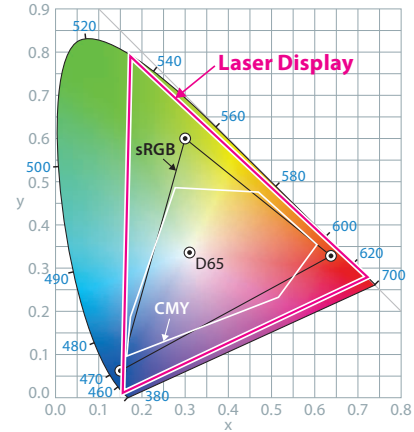
LASER DIODES FOR PROJECTORS

Please visit our website for further details >>>

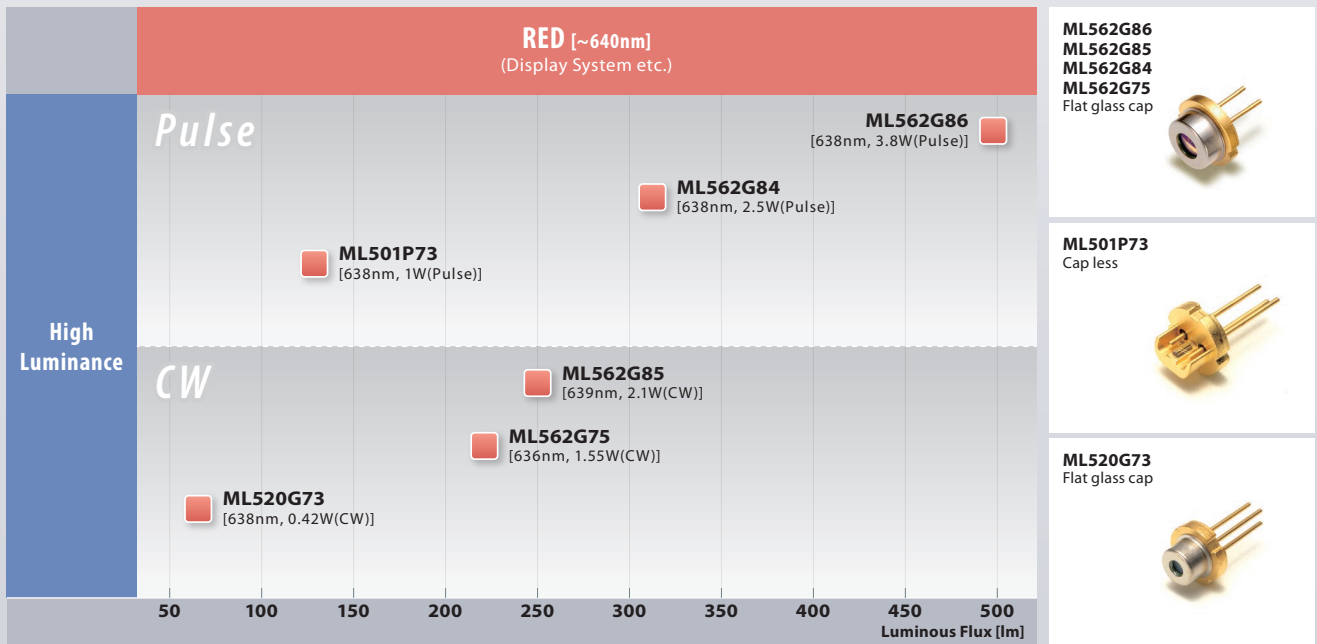


638nm High-output Laser Diode for Projectors

Compared to LEDs, semiconductor lasers have lower power consumption, higher output and can be used with optical systems having a higher maximum aperture. These considerable advantages mean that they can be used for projectors that do not require focal adjustment. Mitsubishi Electric has a range of lasers available, including a multi-mode semiconductor laser with a wavelength below 640nm and 3.8W output (when pulse-driven), 2.1W output (when CW-driven) that provides highly visible, vibrant red colors for color projectors.



Selection map of Red Laser Diodes



ML562G86
ML562G85
ML562G84
ML562G75
Flat glass cap



ML501P73
Cap less



ML520G73
Flat glass cap



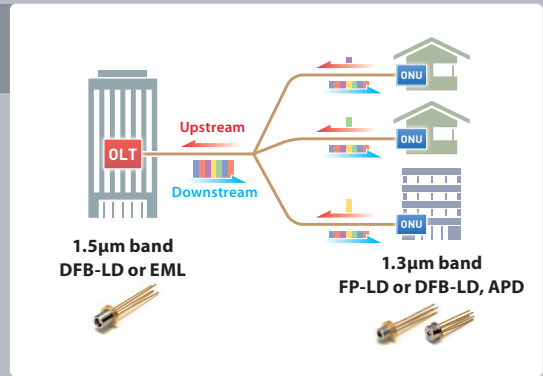
Line-up of Laser Diodes [Multi Transverse mode LD]

Type Number	Application	Wavelength [nm]	Output Power @CW [mW]	Output Power @Pulse [mW]	Case Temperature [°C]	Package
ML562G86	Display	638	-	3800	45	φ9.0mm TO Flat glass cap
ML562G84	Display	638	-	2500	45	φ9.0mm TO Flat glass cap
ML501P73	Display	638	500	1000	40	φ5.6mm TO Capless
ML562G85	Display	639	2100	-	45	φ9.0mm TO Flat glass cap
ML562G75	Display	636	1550	-	35	φ9.0mm TO Flat glass cap
ML520G73	Display	638	420	-	35	φ5.6mm TO Flat glass cap



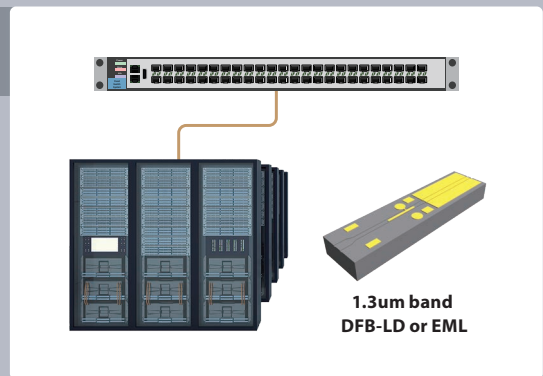
Optical Devices for Fiber-to-the-Home (FTTH)

As streaming music and video becomes a common service, there is growing interest in Fiber-to-the-Home (FTTH), an optical communication system that provides high-speed, stable bandwidths to each household. Since approximately 2010, Mitsubishi Electric has contributed to FTTH by providing optical devices such as FP-LD, DFB-LD, EML and APD. Currently, 10G-EPON and XG-PON, which are faster communication systems, are being installed. For the future, the standardization of HS-PON as a next-generation FTTH system is also being discussed. Mitsubishi Electric maintains its lead in FTTH applications through its corresponding product lineup and new product development.




Optical Devices for Data Centers

Data centers have been expanding as a platform for storing and distributing digital contents such as SNS, photos, and videos on the ever-increasing Internet. In recent years, with the shift from on-premise-type to cloud-type storage, and the expansion of various cloud computing services, data centers are expected to grow as a platform that provides the foundation and infrastructure for cloud computing services. For the data center market, which requires advanced technologies, Mitsubishi Electric provides high-speed, low-power optical devices that contribute as the result of the unique characteristics of compound semiconductors.



Optical Devices for 5G Mobile Base Stations

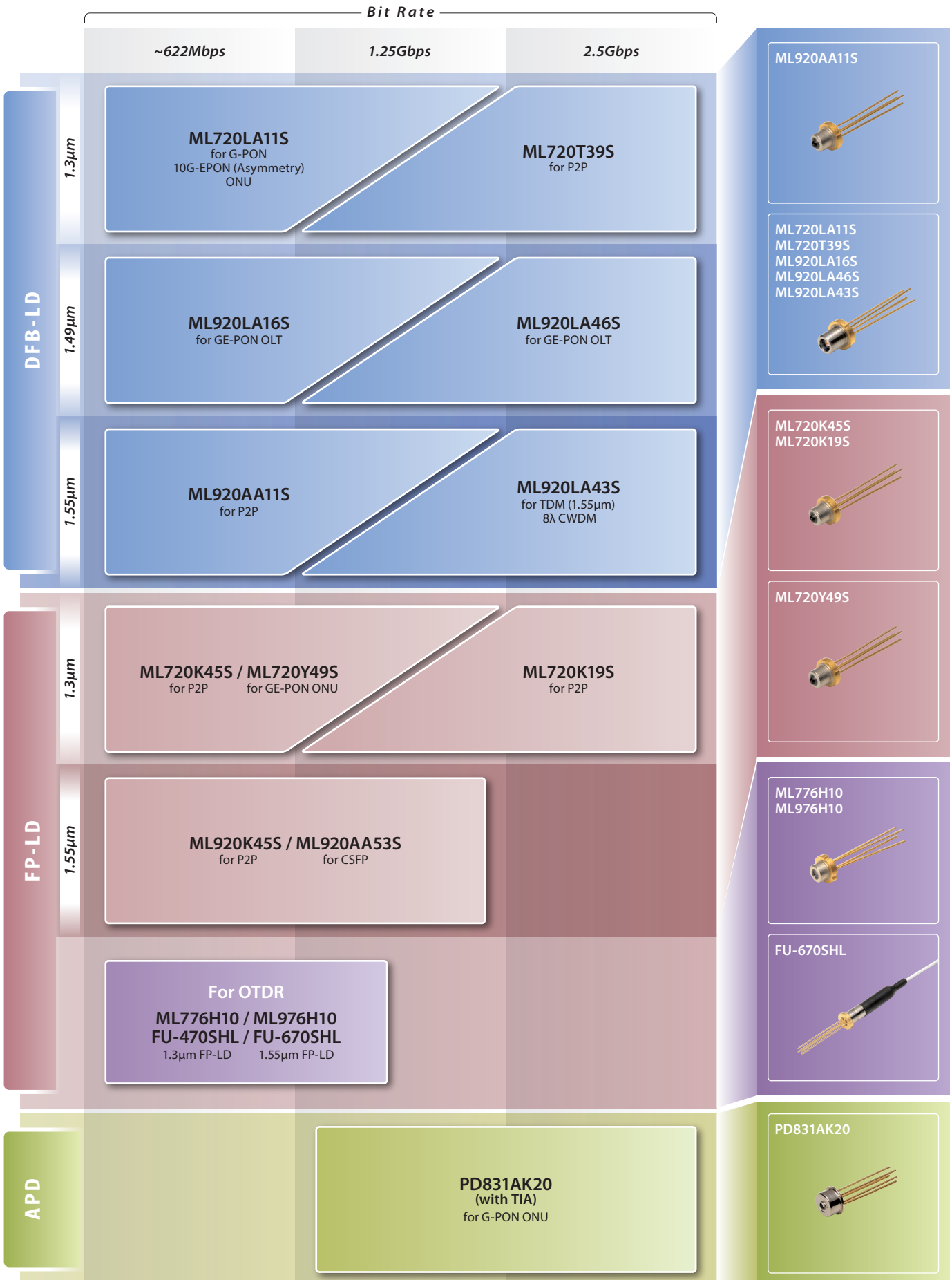
Fifth-generation (5G) mobile communication system will offer ultrahigh-speed communication, low latency, and ultra-multiple connections. Accordingly, 5G mobile communication system is expected to become used widely around the world. With the increase in communication traffic, optical devices that support mobile base station networks are also required to operate at higher speeds, over a wider temperature range, and have higher reliability. Mitsubishi Electric utilizes the industry-standard TOS6 package to expand the connectivity of various products such as 25Gbps DFB and EML. We are also developing 100Gbps EML CAN for the future as well as services that will support the application and market growth of 5G mobile base stations, and is ready to support the market growth of 5G mobile base station applications in the future.









Terminology

- APC Angled Physical Contact
- APD Avalanche Photo Diode
- APD TIA Avalanche Photo Diode Trans Impedance Amplifier
- CPRI Common Public Radio Interface
- CWDM Coarse Wavelength Division Multiplexing
- DFB-LD Distributed FeedBack Laser Diode
- DWDM Dense Wavelength Division Multiplexing
- EAM Electro Absorption Modulator
- EML Electro absorption Modulator integrated Laser diode
- ER Extended Reach
- FP-LD Fabry-Perot Laser Diode
- FR Fiber Reach
- FTTH Fiber To The Home
- G-PON Gigabit Passive Optical Network
- GE-PON Gigabit Ethernet Passive Optical Network
- HS-PON High-Speed Passive Optical Network
- LC Lucent Connector
- LED Light Emitting Diode
- LR Long Reach
- OLT Optical Line Terminal
- ONU Optical Network Unit
- OTDR Optical Time Domain Reflectometer
- P2P Peer to Peer
- PAM4 4-level pulse amplitude modulation
- PC Physical Contact
- PD-TIA Photo Diode with Trans-Impedance Amplifier
- RoF Radio over Fiber
- ROSA Receiver Optical Sub-Assembly
- SC Single fiber Connector
- SDH Synchronous Digital Hierarchy
- SFP+ Small Form-factor Pluggable Plus
- SONET Synchronous Optical NETWORK
- TOSA Transmitter Optical Sub-Assembly
- VSR Very Short Reach
- XFP 10 Gigabit small Form-factor Pluggable
- 10G-EPON 10 Gigabit Ethernet Passive Optical Network
- XG-PON 10 Gigabit Passive Optical Network
- XMD-MSA 10 Gbps Miniature Device Multi Source Agreement

Selection Map of OPTICAL DEVICES [Under 2.5Gbps]



Selection Map of OPTICAL DEVICES [Over 10Gbps]

		Bit Rate						
		10Gbps	25Gbps	50Gbps	100Gbps	400Gbps		
EML	1.3μm		ML760B54-92A (1270, 1310) for 40km BiDi ML760B54-92C (9λ 1273~1309) for 40km LAN-WDM		ML770B64** (100Gbps PAM4 x 1λ) for 100Gbps 10km 1310nm	ML7CP70** (100Gbps PAM4 x 4λ) for 400Gbps DR4/FR4	ML959B56 ML958N60 ML959A64 Aspherical lens cap 	
	1.55μm	ML959B56 for 40km TDM ML958N60 for 80km TDM					ML760B54-92A ML760B54-92C Aspherical lens cap 	
	1.577μm	ML959A64 for XG(S)-PON N2a OLT Combo-PON C+					ML770B64** Aspherical lens cap 	
DFB-LD	1.3μm	ML768K42T for 10GBASE-LR ML768LA42T for CPRI ML768T42T ML769T56T for 10G-EPON ONU	ML771AA72T** ML771LA72T** for 10km TDM ML764K56T ML771K56T* for 300m TDM	ML771AA74T** (50Gbps PAM4 x 1λ) for 50Gbps 10km TDM	ML7xx58 (25Gbps x 4λ) for 100G 2km CWDM		ML768LA42T ML768T42T ML769T56T ML771LA72T** Aspherical lens cap 	
							ML764K56T ML771K56T* ML771AA72T** ML771AA74T** Ball lens cap 	
APD		PD831AH28 for 10G EPON ONU & 40km TDM					PD831AH28 	

*: New product **: Under development

Line Up of LD / LD Modules [Under 2.5Gbps]

	Type Number	Chip Type	Package	Wavelength [nm]	Case Temp. [°C]	Features
2.5G	ML720T39S	DFB-LD	TO56-CAN	1310	-40~+95	P2P
	ML720K19S	FP-LD	TO56-CAN	1310	-40~+85	P2P
	ML920LA46S	DFB-LD	TO56-CAN	1490	-40~+85	G-PON OLT
	ML920LA43S	DFB-LD	TO56-CAN	1550	-20~+95	P2P
	ML920LA43S	DFB-LD	TO56-CAN	1470~1610 8λ CWDM	-10~+85	8λ CWDM
1.25G/ ~622M	ML720LA11S	DFB-LD	TO56-CAN	1310	-40~+85	G-PON ONU, 10G-EPON (Asymmetry) ONU
	ML720K45S	FP-LD	TO56-CAN	1310	-40~+85	P2P
	ML720Y49S	FP-LD	TO56-CAN	1310	-40~+85	GE-PON ONU, High coupling efficiency
	ML920LA16S	DFB-LD	TO56-CAN	1490	-40~+85	GE-PON OLT
	ML920AA11S	DFB-LD	TO56-CAN	1550	-40~+85	P2P
	ML920K45S	FP-LD	TO56-CAN	1550	-40~+85	P2P
	ML920AA53S	FP-LD	TO56-CAN	1530	-40~+95	P2P, CSFP
For OTDR	FU-470SHL	FP-LD	Coaxial Pigtail	1310	-20~+70	OTDR
	FU-670SHL	FP-LD	Coaxial Pigtail	1550	-20~+70	OTDR
	ML776H10	FP-LD	TO56-CAN	1310	-40~+85	OTDR
	ML976H10	FP-LD	TO56-CAN	1550	-40~+85	OTDR

Line Up of APD [Under 2.5Gbps]

	Type Number	Chip Type	Package	Wavelength [nm]	Case Temp. [°C]	Features
2.5G	PD831AK20	APD	TO46-CAN	1490	-40~+85	Built-in TIA, G-PON ONU

SAFETY CAUTIONS FOR USE OR DISPOSAL OF LISTED PRODUCTS

The warnings below apply to all products listed in this pamphlet.

WARNING	
Laser Beam	While the laser diode is on, it gives a laser beam. Even if we can't see a laser beam by its wavelength, penetration into the eye by a laser beam or its reflected light may cause eye injury. Prevent the irradiating part or its reflected light from entering the eyes.
Injury	Fiber fragments may cause injury. In cases of fiber bending or breakage, never touch the fragment.
GaAs	Gallium arsenide (GaAs) is used in these products. To avoid danger, strictly observe the following cautions. <ul style="list-style-type: none"> • Never place the products in your mouth. • Never burn or break the products, or use any type of chemical treatment to reduce them to gas or powder. • When disposing of the products, always follow the laws which apply, as well as your own company's internal waste treatment regulations.
Disposal of Flame-Retarded Fiber Core Wire	Flame retardant resin must be disposed of according to law of industrial waste in disposal place. This product is a bromine type flame-retarded resin, containing bromine compounds and antimony trioxide. All disposal operations should be conducted with full consideration of this content.

Line Up of LD / LD Modules [Over 10Gbps]

	Type Number	Chip Type	Package	Wavelength [nm]	Case Temp. [°C]	Features
400G	ML7CP70**	EML	Bare die	1310	+5~+85	100Gbps, PAM4, 400G DR4
				4λ CWDM	+25~+75	100Gbps x 4λ, PAM4, 400G FR4
100G	ML770B64**	EML	TO56-CAN	1310	-5~+80	100Gbps x 1λ, PAM4, 10km
	ML7xx58	DFB-LD	TBD	4λ CWDM	+20~+70	25Gbps x 4λ
50G	ML771AA74T**	DFB-LD	TO56-CAN	1310	-40~+90	50Gbps, PAM4, 10km, (Df=6.6mm)
25G	ML760B54-92A	EML	TO56-CAN	1270, 1310	-40~+95	Bidirectional, 25Gbps, SFP28, 40km
	ML760B54-92C	EML	TO56-CAN	9λ 1273~1309	-40~+95	25Gbps, SFP28, 40km
	ML764K56T	DFB-LD	TO56-CAN	1310	-40~+90	25Gbps, SFP28, 300m (Df=5.8mm)
	ML771K56T*	DFB-LD	TO56-CAN	1310	-40~+90	25Gbps, SFP28, 300m, (Df=5.8mm)
	ML771AA72T**	DFB-LD	TO56-CAN	1310	-40~+90	25Gbps, SFP28, 10km, (Df=6.6mm)
	ML771LA72T**	DFB-LD	TO56-CAN	1270, 1310, 1330	-40~+90	25Gbps, SFP28, 10km, (Df=7.5mm)
10G	ML959B56	EML	TO56-CAN	1550	-5~+80	XFP/SFP+ 40km
	ML958N60	EML	TO56-CAN	1550	-5~+80	XFP/SFP+ 80km
	ML959A64	EML	TO56-CAN	1577	-5~+80	XG(S)-PON N2a OLT
	ML768K42T	DFB-LD	TO56-CAN	1310	-40~+95	10GBASE-LR, SONET/SDH
	ML768LA42T	DFB-LD	TO56-CAN	1270, 1330	-40~+95	CPRI
	ML768T42T	DFB-LD	TO56-CAN	1270	-5~+75	10G-EPON (Symmetry) ONU
	ML769T56T	DFB-LD	TO56-CAN	1270	-40~+90	10G-EPON ONU (Df=10.1mm)

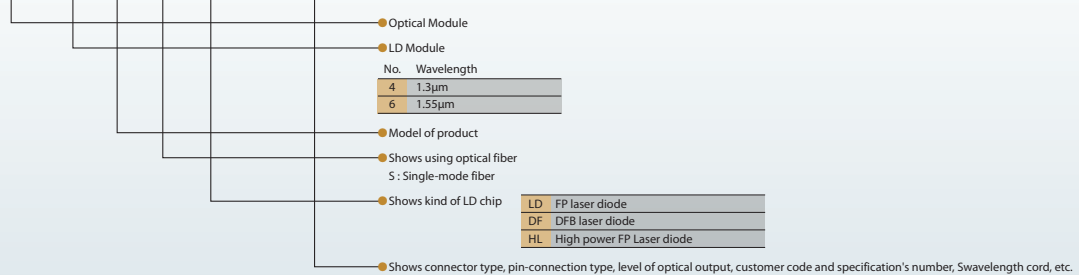
★: New product ★★: Under development

Line Up of APD / APD Modules [Over 10Gbps]

	Type Number	Chip Type	Package	Wavelength [nm]	Case Temp. [°C]	Features
10G	PD831AH28	APD	TO46-CAN	1310 / 1577	-40~+90	Built-in TIA, 10G-EPON/XG-PON ONU & 40km

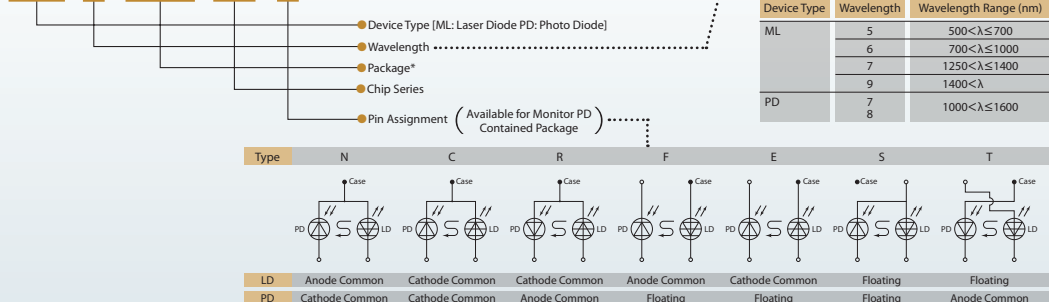
Type Name Definition of Optical Devices for Optical Communication Systems

FU - 6 70 S HL - 8M26



Type Name Definition of Laser and Photo Diodes

ML 7 68K 42 T



*Please contact our sales office about the selection packages.

Mitsubishi Electric Semiconductors & Devices Website

www.MitsubishiElectric.com/semiconductors/



Keep safety first in your circuit designs!

- Mitsubishi Electric Corporation puts the maximum effort into making semiconductor products better and more reliable, but there is always the possibility that trouble may occur with them. Trouble with semiconductors may lead to personal injury, fire or property damage. Remember to give due consideration to safety when making your circuit designs, with appropriate measures such as (i) placement of substitutive, auxiliary circuits, (ii) use of non-flammable material or (iii) prevention against any malfunction or mishap.

Notes regarding these materials

- These materials are intended as a reference to assist our customers in the selection of the Mitsubishi Electric Semiconductor product best suited to the customer's application; they do not convey any license under any intellectual property rights, or any other rights, belonging to Mitsubishi Electric Corporation or a third party.
- Mitsubishi Electric Corporation assumes no responsibility for any damage, or infringement of any third-party's rights, originating in the use of any product data, diagrams, charts, programs, algorithms, or circuit application examples contained in these materials.
- All information contained in these materials, including product data, diagrams, charts, programs and algorithms represents information on products at the time of publication of these materials, and are subject to change by Mitsubishi Electric Corporation without notice due to product improvements or other reasons. It is therefore recommended that customers contact Mitsubishi Electric Corporation or an authorized Mitsubishi Electric Semiconductor product distributor for the latest product information before purchasing a product listed herein.
- The information described here may contain technical inaccuracies or typographical errors. Mitsubishi Electric Corporation assumes no responsibility for any damage, liability, or other loss arising from these inaccuracies or errors. Please also pay attention to information published by Mitsubishi Electric Corporation by various means, including the Mitsubishi Electric Semiconductor home page (<http://www.MitsubishiElectric.com/semiconductors/>).
- When using any or all of the information contained in these materials, including product data, diagrams, charts, programs, and algorithms, please be sure to evaluate all information as a total system before making a final decision on the applicability of the information and products. Mitsubishi Electric Corporation assumes no responsibility for any damage, liability or other loss resulting from the information contained herein.
- Mitsubishi Electric Corporation semiconductors are not designed or manufactured for use in a device or system that is used under circumstances in which human life is potentially at stake. Please contact Mitsubishi Electric Corporation or an authorized Mitsubishi Electric Semiconductor product distributor when considering the use of a product contained herein for any specific purposes, such as apparatus or systems for transportation, vehicular, medical, aerospace, nuclear, or undersea repeater use.
- The prior written approval of Mitsubishi Electric Corporation is necessary to reprint or reproduce in whole or in part these materials.
- If these products or technologies are subject to the Japanese export control restrictions, they must be exported under a license from the Japanese government and cannot be imported into a country other than the approved destination.
- Any diversion or re-export contrary to the export control laws and regulations of Japan and/or the country of destination is prohibited.
- Please contact Mitsubishi Electric Corporation or an authorized Mitsubishi Electric Semiconductor product distributor for further details on these materials or the products contained therein.

MITSUBISHI ELECTRIC CORPORATION

HEAD OFFICE: TOKYO BLDG., 2-7-3, MARUNOUCHI, CHIYODA-KU, TOKYO 100-8310, JAPAN
www.MitsubishiElectric.com